



sens:Control – SAFE CONTROL SOLUTIONS

PRODUCTS AT A GLANCE

Safe sensor cascade, Safety controllers,
Motion Control safety controllers, Safety relays

SICK
Sensor Intelligence.



sens:Control – SAFE CONTROL SOLUTIONS

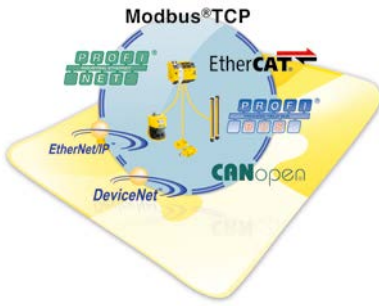
Intelligent machine design focuses, on the one hand, on increasing productivity, but also provides the highest level of quality and safety. sens:Control – safe control solutions by SICK fulfill these requirements.

The product portfolio includes safe sensor cascades, safety controllers, Motion Control safety controllers, and safety relays. The products impress with easy commissioning, modularity, and optimum integration into automation processes – for optimum interaction between human and machine.

General information	3
Safe sensor cascade	8
Flexi Loop	
Safety controllers	9
Flexi Classic, Flexi Soft	
Motion Control safety controllers	10
Flexi Soft Drive Monitor, Speed Monitor, Standstill Monitor	
Safety relays	12
UE10-2FG, UE12-2FG, UE10-3OS, UE23-2MF, UE23-3MF, UE42-2HD, UE43-2MF, UE43-3MF, UE43-3AR, UE43-4AR, UE44-3SL, UE45-3S1, UE48-2OS, UE48-3OS, UE10-4XT, UE11-4DX	

Enabling Industry 4.0 with sens:Control

Provide, visualize, evaluate, and use reliable data in real time: SICK safety controllers allow you to connect to all standard automation systems, no matter if you need simple access to error and status information for quick troubleshooting or remote diagnosis for reducing service work and machine downtimes.



Clever product combinations for more intelligence

sens:Control – safe control solutions from SICK are the bridge between safety sensors and complete system solutions. Intelligent product combinations increase the range of functions of the sensor systems. They optimize processes in many applications in a way which would not be possible with individual components.

System solutions from SICK are characterized by easy commissioning and modularity as well as perfectly harmonized interaction between sensor systems and logic.



Flexible safety concepts for the future

With Flexi Line and Flexi Loop, sens:Control offers forward-thinking safety solutions when it comes to both technology and economics.

With the Flexi Line safe communication concept, modular machines can be easily connected concerning safety technology. The focus is on flexible and easily-adaptable configuration.


The Flexi Loop safe sensor cascade enables series connection of safety switches and other safety sensors within a machine while maintaining the highest performance levels. Flexible, saves costs, supports diagnostics.



Safe Motion Control – safe movement monitoring

Safe Motion Control enables innovative concepts in safety technology. All movements are safely monitored at all times. The interaction of safety controllers with encoders and motor feedback systems makes it possible to draw an exact distinction between the machine movements which are dangerous and those which are safe.

If there is no existing risk, it is even possible to access the machine during ongoing processes. Unintended shutdowns are prevented, which shortens cycle times, increases availability and raises productivity.



HIGHEST PRODUCTIVITY DEVELOPED IN THE SAFETY CONCEPT

The faster markets and consumer habits change, the more flexible processes become the focus. Intelligent and efficient safety concepts optimize the versatility and availability of machines.

The protection of a small machine can have the same challenges as the minimization of downtimes in the production process.

SICK offers not only the easy integration of sensors, but also maximum safety in setup, maintenance and repair mode. Continuous new solution options due to the combination and advancement of components open new areas of application.



Controlled operation with enabling switch

Service and repair safely monitored

The UE43-2MF safety relay enables access to a hazardous point under predefined conditions such as “safely-limited speed”. After all safety devices at the hazardous point have been deactivated, the safety relay enables the machine to be switched off by releasing the center position of the enabling switch.

Advantages:

- Complete monitoring and evaluation of sensors
- Quick mounting and exchange in control cabinet
- + Optimal monitoring of safety switches and emergency stop pushbuttons



Protection of a film winder


Efficient and easy-to-use

The Flexi Classic safety controller protects high-performance machine parts from unauthorized access. It takes all signals from the connected safety components and safely switches the machine off in the event of a dangerous situation. At the same time, servicing and maintenance via the service doors is always possible.

Advantages:

- Easy to configure access and area protection with only one screwdriver
- Allows the attachment of labels and the like while the machine is in operation
- + Compact solution with optimal sensor integration





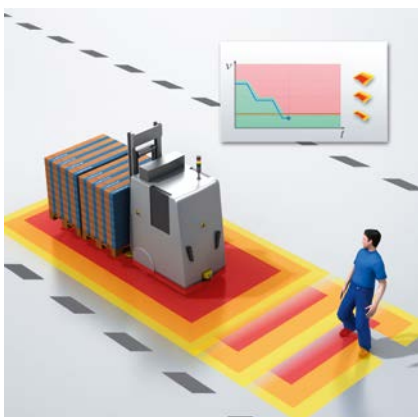
Safe series connection in a handling machine

Optimal diagnosis from start to finish

The information of a variety of safety switches and sensors must be collected on a machine with many doors and flaps. The Flexi Loop safe sensor cascade assumes this series connection in interaction with the Flexi Soft safety controller while complying with the highest performance level. The continuous diagnosis throughout the entire cascade prevents fault masking.

Advantages:

- Immediate machine stop when opening a door
- Matching reed switches in SICK portfolio
- ➕ Cost-efficient cascading which supports diagnostics



Speed monitoring of an automated guided vehicle system

Protection of mobile applications

The Flexi Soft Drive Monitor with two connected encoders determines the speed of an automated guided vehicle at the connected safety laser scanners. Depending on the speed, various warning and protective fields are activated. When a warning field is interrupted, the Flexi Soft Drive Monitor initiates a speed reduction. If the speed is not reduced fast enough, the brake process begins until the vehicle stops.

Advantages:

- Encoder type is manufacturer-independent
- Reduction of the braking path due to electric braking
- Low mechanical wear
- ➕ Optimum use of space

Product	Sensor types						Features			
	Opto-electronic protective devices	Safety switches	Safety command devices	Encoder	Pressure sensitive mats	Two-hand control units	Configuration via rotary switch	Configuration via software	Modular system	Field bus integration
Safe sensor cascade										
Flexi Loop	■	■	■						■	
Safety controllers										
Flexi Classic	■	■	■		■	■	■		■	■
Flexi Soft	■	■	■		■	■		■	■	■
Motion Control safety controllers										
Flexi Soft Drive Monitor				■				■	■	
Speed Monitor							■			
Standstill Monitor							■			
Safety relays										
UE10-2FG	■									
UE12-2FG	■									
UE10-30S	■									
UE23-2MF		■	■							
UE23-3MF		■	■							
UE42-2HD						■				
UE43-2MF		■	■							
UE43-3MF		■	■							
UE43-3AR		■	■							
UE43-4AR		■	■							
UE44-3SL		■	■							
UE45-3S1		■	■							
UE48-20S	■	■	■		■					
UE48-30S	■	■	■		■					
UE10-4XT										
UE11-4DX										

Function										Drive safety functions									
External device monitoring (EDM)	Path for external device monitoring (EDM)	Manual reset	Automatic reset	Presence sensing device initiation (PSDI) mode	Muting	Safe SICK device communication via EFI	Safe networking of stations	Flexi Loop-compatible	Contact expansion	Standstill monitoring	Safe stop 1 (SS1)	Safe stop 2 (SS2)	Safe operating stop (SOS)	Safe speed monitor (SSM)	Safely-limited speed (SLS)	Safe direction (SDI)	Safe brake control (SBC)	Enabling current paths (with contact)	Signalling current paths (with contact)
																		-	-
■		■	■		■		■	■	■									-	-
■		■	■	■	■	■	■	■	■									-	-
		■	■							■	■	■	■	■	■	■	■	-	-
■		■	■						■					■	■			-	-
■		■	■						■									3	3
	■		■															2	0
	■		■															2	0
	■		■															3	1
■		■	■															2	1
■		■	■															3	1
■			■															2	1
■		■	■															2	1
■		■	■															3	1
■			■															3	1
■			■															4	0
■		■	■															3	0
■		■	■															3	0
■		■	■															2	1
■		■	■															3	0
	■								■									4	2
	■								■									4	2




Technical data overview	
Safety integrity level	SIL3 (IEC 61508) SILCL3 (EN 62061)
Category	Category 4 (EN ISO 13849)
Performance level	PL e (EN ISO 13849)
Suitable for	Flexi Classic Flexi Soft
Safety device connection	For safety sensor with dual-channel OSSD outputs For dual-channel equivalent electro-mechanical safety switch (EMSS)
Structure of a Flexi Loop cascade	Modular 1 ... 32 Flexi Loop nodes 0 ... ∞ Flexi Loop accessory nodes 1 Flexi Loop terminator
Enclosure rating	IP 65 (EN 60529) IP 67 (EN 60529)
Ambient operating temperature	-25 °C ... +55 °C

At a glance

- Ability to cascade 32 sensors with up to 100 m per segment in compliance with performance level e
- Compatible with sensors from all manufacturers
- Detailed diagnostic information
- Integrated standard inputs and outputs
- Power supply for sensors is included
- Unscreened standard cable with M12 connectivity
- IP 65 and IP 67 enclosure rating
- Intelligent accessories for field diagnostics and commissioning



Detailed information → www.sick.com/Flexi_Loop



Flexi Classic

Efficient and easy-to-use safety controller



Flexi Soft

The software-programmable safety controller

Technical data overview

Safety integrity level	SIL3 (IEC 61508) SILCL3 (EN 62061)	SIL3 (IEC 61508) SILCL3 (EN 62061)
Category	Category 4 (EN ISO 13849)	Category 4 (EN ISO 13849)
Performance level	PL e (EN ISO 13849)	PL e (EN ISO 13849)
Configuration method	Via rotary switch / hard wired	Via software
System construction	Modular 1 main module 0 ... 11 extension modules 0 ... 8 relay modules 0 ... 1 gateway	Modular 1 system plug 1 main module 0 ... 2 gateways 0 ... 12 extension modules 0 ... 8 relay modules
Fieldbus, industrial network	CANopen, DeviceNet, EtherNet/IP, Modbus TCP, PROFIBUS DP, PROFINET	CANopen, EtherCAT, EtherNet/IP, Modbus TCP, PROFIBUS DP, PROFINET, DeviceNet
Safe SICK device communication	-	EFI
Safe networking	Global emergency stop	Flexi Link Flexi Line
Flexi Loop-compatible	✓	✓

At a glance

- Rotary DIP switch for easy adjustment
- Modularly expandable
- Direct wiring for all types of sensors
- Logic functions: AND, OR, Muting, Bypass, Reset, EDM
- Integration into all common fieldbuses
- Integration of the safe sensor cascade Flexi Loop
- Special muting modules are able to meet all the requirements of a demanding muting application



- Expansion modules, Motion Control modules, and gateways for all common fieldbuses
- Configuration data stored in the system plug
- Safe networking of up to 32 Flexi Soft stations
- Integration of sensor cascade
- Multi-language, license-free configuration software: exceptionally simple operation, plausibility check, simulation mode, wiring diagram, parts list, documentation, and data recorder



Detailed information

→ www.sick.com/Flexi_Classic

→ www.sick.com/Flexi_Soft



Flexi Soft Drive Monitor

Flexible, high-performance drive monitoring

Technical data overview

Safety integrity level	SIL3 (IEC 61508) SILCL3 (EN 62061)
Category	Category 4 (EN ISO 13849)
Performance level	PL e (EN ISO 13849)
Configuration method	Via software
Drive safety functions	Standstill Safe stop 1 (SS1) Safe stop 2 (SS2) Safe operating stop (SOS) Safe speed monitoring (SSM) Safely-limited speed (SLS) Safe direction of motion (SDI) Safe brake control (SBC)
Encoder interface	A/B incremental encoder, TTL A/B incremental encoder, HTL A/B incremental encoder, RS-422 Sin/Cos encoder SSI encoder

At a glance

- 7 drive safety functions: SS1, SS2, SOS, SSM, SLS, SDI and SBC
- For all common encoder interfaces
- Programmable logic
- Monitoring of up to 10 speed levels and 4 brake ramps
- Possible to monitor multiple axes



Detailed information

→ www.sick.com/Flexi_Soft_Drive_Monitor



Speed Monitor

Optimal safety protection in maintenance mode



Standstill Monitor

Standstill monitoring without additional sensors

SIL3 (IEC 61508)
 SILCL3 (EN 62061)
 Category 4 (EN ISO 13849)
 PL e (EN ISO 13849)
 Via rotary switch
 Standstill
 Safely-limited speed (SLS)
 Safe speed monitoring (SSM)

Proxy
 A/B incremental encoder, HTL

SIL3 (IEC 61508)
 SILCL3 (EN 62061)
 Category 4 (EN ISO 13849)
 PL e (EN ISO 13849)
 Via rotary switch
 Standstill

Motor voltage measuring

- Zero-speed and drive monitoring
- 4 safe semiconductor outputs
- PL e (EN ISO 13849), SIL3 (IEC 61508), SILCL3 (EN 62061)
- Maximum input frequency of 2 kHz
- Adjustable monitoring limit/monitoring frequency from 0.1 to 9.9 Hz or 0.5 to 99 Hz
- 2 application diagnostic outputs for failure and status display
- Diagnostic LEDs






→ www.sick.com/Speed_Monitor

- Standstill monitoring by means of residual voltage measurement
- 3 normally open and 1 normally closed positively guided safety contacts
- 2 application diagnostic outputs for semiconductors
- 1 application diagnostic output normally open
- PL e (EN ISO 13849), SIL3 (IEC 61508), SILCL3 (EN 62061)
- Maximum motor supply voltage 690 V
- Adjustable voltage threshold and standstill period



→ www.sick.com/Standstill_Monitor

		
UE10-2FG	UE12-2FG	UE10-30S
The ideal solution to integrate relay outputs	Minimum required space with a maximum of contact outputs	The universal output expansion module

Technical data overview

Applications	Output expansion module for OSSDs	Output expansion module for OSSDs	Output expansion module for OSSDs
Compatible sensor types	Opto-electronic protective devices	Opto-electronic protective devices	Opto-electronic protective devices
Safety integrity level	SIL3 (IEC 61508) SILCL3 (EN 62061)	SIL3 (IEC 61508) SILCL3 (EN 62061)	SIL3 (IEC 61508) SILCL3 (EN 62061)
Category	Category 4 (EN ISO 13849)	Category 4 (EN ISO 13849)	Category 4 (EN ISO 13849)
Performance level	PL e (EN ISO 13849)	PL e (EN ISO 13849)	PL e (EN ISO 13849)
Reset	Automatic	Automatic	Automatic
Discrepancy monitoring	-	-	-
Cross circuit detection and sequence monitoring	-	-	-
External device monitoring (EDM)	Via path	Via path	Via path
Number of enable current contacts	2	2	3
Number of application diagnostic outputs	0	0	1

At a glance

- Ideal for applications with opto-electronic protective devices and safety controllers with OSSD outputs
- Fast response time of 10 ms
- Compact design
- 2 contact outputs
- Feedback path for external device monitoring (EDM)
- Screw-type terminals or plug-in screw-type terminals
- Coded plugs for all slots



- Ideal for applications with opto-electronic protective devices and safety controllers with OSSD outputs
- Fast response time of 10 ms
- Compact design
- 2 contact outputs
- Up to 20 contact outputs via cascading
- Feedback path for external device monitoring (EDM)
- Screw-type terminals or plug-in screw-type terminals
- Coded plugs for all slots



- Ideal for applications with opto-electronic protective devices and safety controllers with OSSD outputs
- Output expansion for a safe processing of OSSD output signals
- 3 safety outputs, 1 application diagnostic output
- Feedback path for external device monitoring (EDM)
- Coded plugs for all slots



Detailed information	→ www.sick.com/UE10-2FG	→ www.sick.com/UE12-2FG	→ www.sick.com/UE10-30S
----------------------	--	--	--



UE23-2MF

Application-specific relay for safety switches and emergency stop pushbuttons



UE23-3MF

Connection solution for safety switches and emergency stop pushbuttons



UE42-2HD

Safety relays for two-hand controls

Evaluation unit	Evaluation unit	Evaluation unit
Safety command devices Safety switches SILCL2 (EN 62061)	Safety command devices Safety switches SILCL2 (EN 62061)	Two-hand controls Type III C, in accordance with EN 574 SIL3 (IEC 61508) SILCL3 (EN 62061)
Category 3 (EN ISO 13849)	Category 3 (EN ISO 13849)	Category 4 (EN ISO 13849)
PL d (EN ISO 13849)	PL d (EN ISO 13849)	PL e (EN ISO 13849)
Automatic Manual	Automatic Manual	Automatic
-	-	✓
-	-	✓
Integrated	Integrated	Integrated
2	3	2
1	1	1

- Ideal for the connection of emergency stop pushbuttons and safety switches
- 2 safety outputs, 1 application diagnostic output
- Manual or automatic reset
- External device monitoring (EDM)
- Coded plugs for all slots



→ www.sick.com/UE23-2MF

- Ideal for the connection of emergency stop pushbuttons and safety switches
- 3 safety outputs, 1 application diagnostic output
- Manual or automatic reset
- External device monitoring (EDM)
- Coded plugs for all slots






→ www.sick.com/UE23-3MF




- Evaluation unit for two-hand controls Type III C, in accordance with EN 574
- Discrepancy time 500 ms
- 2 safety outputs, 1 application diagnostic output
- Monitoring of the external actuators possible
- External device monitoring (EDM)
- Coded plugs for all slots



→ www.sick.com/UE42-2HD

		
UE43-2MF	UE43-3MF	UE43-3AR
Optimal monitoring of safety switches and emergency stop pushbuttons	Complete monitoring of safety switches and emergency stop pushbuttons	Fast monitoring of safety switches

Technical data overview			
Applications	Evaluation unit	Evaluation unit	Evaluation unit
Compatible sensor types	Safety command devices Safety switches	Safety command devices Safety switches	Safety command devices Safety switches
Safety integrity level	SIL3 (IEC 61508) SILCL3 (EN 62061)	SIL3 (IEC 61508) SILCL3 (EN 62061)	SIL3 (IEC 61508) SILCL3 (EN 62061)
Category	Category 4 (EN ISO 13849)	Category 4 (EN ISO 13849)	Category 4 (EN ISO 13849)
Performance level	PL e (EN ISO 13849)	PL e (EN ISO 13849)	PL e (EN ISO 13849)
Reset	Automatic Manual	Automatic Manual	Automatic
Discrepancy monitoring	✓	✓	-
Cross circuit detection and sequence monitoring	✓	✓	✓
External device monitoring (EDM)	Integrated	Integrated	Integrated
Delay time	-	-	-
Number of enable current contacts	2	3	3
Number of application diagnostic outputs	1	1	1

At a glance			
	<ul style="list-style-type: none"> • Evaluation unit for emergency stop pushbuttons and safety switches • Cross circuit detection and sequence monitoring for dual-channel actuation • Supports discrepancy monitoring • 2 safety outputs, 1 application diagnostic output • Manual or automatic reset • External device monitoring (EDM) • Coded plugs for all slots 	<ul style="list-style-type: none"> • Evaluation unit for emergency stop pushbuttons and safety switches • Cross circuit detection and sequence monitoring for dual-channel actuation • Supports discrepancy monitoring • 3 safety outputs, 1 application diagnostic output • Manual or automatic reset • External device monitoring (EDM) 	<ul style="list-style-type: none"> • Evaluation unit for safety switches • Cross circuit detection and sequence monitoring for dual-channel actuation • 3 safety outputs, 1 application diagnostic output • Automatic reset • External device monitoring (EDM) • Coded plugs for all slots
			
Detailed information	→ www.sick.com/UE43-2MF	→ www.sick.com/UE43-3MF	→ www.sick.com/UE43-3AR



UE43-4AR

Safety relay with four safety outputs for monitoring safety switches



UE44-3SL

Compact safety relays for applications with mechanical locking switches



UE45-3S1

Safety stop via time delay

Evaluation unit	Evaluation unit	Evaluation unit
Safety command devices	Safety command devices	Safety command devices
Safety switches	Safety switches	Safety switches
SIL3 (IEC 61508)	SILCL3 (EN 62061)	SILCL3 (EN 62061)
SILCL3 (EN 62061)		
Category 4 (EN ISO 13849)	Category 4 (EN ISO 13849)	Category 4 (EN ISO 13849)
PL e (EN ISO 13849)	PL e (EN ISO 13849)	PL e (EN ISO 13849)
Automatic	Automatic Manual	Automatic Manual
-	-	-
✓	✓	✓
Integrated	Integrated	Integrated
-	✓	✓
4	3	3
0	0	0

- Evaluation unit for safety switches
- Cross circuit detection and sequence monitoring for dual-channel actuation
- 4 safety outputs
- Automatic reset
- External device monitoring (EDM)
- Coded plugs for all slots



→ www.sick.com/UE43-4AR

- Ideal for the evaluation of safety switches with a mechanical interlock
- Cross circuit detection and sequence monitoring for dual-channel actuation
- 2 N/O contacts for a direct integration into a machine environment
- 1 N/O contact for a magnetic release, time delayed up to 30 s
- Manual or automatic reset
- External device monitoring (EDM)
- Coded plugs for all slots



→ www.sick.com/UE44-3SL

- Ideal for the evaluation of emergency stop pushbuttons and safety switches
- Cross circuit detection and sequence monitoring for dual-channel actuation
- 2 N/O contacts for a direct integration into a machine environment
- 1 N/O contact for stop category 1 applications, time delayed up to 30 s
- Manual or automatic reset
- External device monitoring (EDM)
- Coded plugs for all slots



→ www.sick.com/UE45-3S1

	
UE48-20S	UE48-30S
Safety relay for all common safety applications	Safety relay with 3 safety outputs for all common safety applications

Technical data overview

Applications	Evaluation unit	Evaluation unit
Compatible sensor types	Opto-electronic protective devices Pressure sensitive mats in 4 wire technology Safety command devices Safety switches	Opto-electronic protective devices Pressure sensitive mats in 4 wire technology Safety command devices Safety switches
Safety integrity level	SIL3 (IEC 61508) SILCL3 (EN 62061)	SIL3 (IEC 61508) SILCL3 (EN 62061)
Category	Category 4 (EN ISO 13849)	Category 4 (EN ISO 13849)
Performance level	PL e (EN ISO 13849)	PL e (EN ISO 13849)
Reset	Automatic Manual	Automatic Manual
Delay time	-	-
Cross circuit detection and sequence monitoring	✓	✓
External device monitoring (EDM)	Integrated	Integrated
Number of enable current contacts	2	3
Number of application diagnostic outputs	1	0

At a glance

- Ideal for the evaluation of emergency stop pushbuttons, safety switches, safety light curtains, safety laser scanners and safety pressure sensitive mats
- Cross circuit detection and sequence monitoring for dual-channel actuation
- 2 safety outputs, 1 application diagnostic output
- Manual or automatic reset
- External device monitoring (EDM)
- Coded plugs for all slots



- Ideal for the evaluation of emergency stop pushbuttons, safety switches, safety light curtains, safety laser scanners and safety pressure sensitive mats
- Cross circuit detection and sequence monitoring for dual-channel actuation
- 3 safety outputs
- Manual or automatic reset
- External device monitoring (EDM)
- Coded plugs for all slots



Detailed information

→ www.sick.com/UE48-20S

→ www.sick.com/UE48-30S



UE10-4XT

Contact expansion for all safety relays



UE11-4DX

Time-delayed contact expansion for all safety relays

Contact expansion	Contact expansion
-	-
SIL3 (IEC 61508) SILCL3 (EN 62061) Category 4 (EN ISO 13849) PL e (EN ISO 13849)	SIL2 (IEC 61508) SILCL2 (EN 62061) Category 3 (EN ISO 13849) PL d (EN ISO 13849)
-	-
-	✓
-	-
Via path	Via path
4	4
2	2

- Contact expansions enable four additional safety outputs for evaluation units in the safety relays product family group
- 4 safety outputs, 2 application diagnostic outputs
- Feedback path for external device monitoring (EDM)
- Coded plugs for all slots



→ www.sick.com/UE10-4XT

- Contact expansions enable four additional safety outputs for evaluation units in the safety relay product family group
- 4 safety outputs, 2 application diagnostic outputs
- Predefined time delays
- Feedback signal for external device monitoring (EDM)
- Coded type for all plug-in positions



→ www.sick.com/UE11-4DX

REGISTER AT WWW.SICK.COM TODAY AND ENJOY ALL THE BENEFITS






- ✔ Select products, accessories, documentation and software quickly and easily.
- ✔ Create, save and share personalized wish lists.
- ✔ View the net price and date of delivery for every product.
- ✔ Requests for quotation, ordering and delivery tracking made easy.
- ✔ Overview of all quotations and orders.
- ✔ Direct ordering: submit even very complex orders in moments.
- ✔ View the status of quotations and orders at any time. Receive e-mail notifications of status changes.
- ✔ Easily repeat previous orders.
- ✔ Conveniently export quotations and orders to work with your systems.



SERVICES FOR MACHINES AND SYSTEMS: SICK LifeTime Services

Our comprehensive and versatile LifeTime Services are the perfect addition to the comprehensive range of products from SICK. The services range from product-independent consulting to traditional product services.



- 
Consulting and design
 Safe and professional
- 
Product and system support
 Reliable, fast and on-site
- 
Verification and optimization
 Safe and regularly inspected
- 
Upgrade and retrofits
 Easy, safe and economical
- 
Training and education
 Practical, focused and professional

SICK AT A GLANCE

SICK is a leading manufacturer of intelligent sensors and sensor solutions for industrial applications. With almost 7,000 employees and over 50 subsidiaries and equity investments as well as numerous representative offices worldwide, we are always close to our customers. A unique range of products and services creates the perfect basis for controlling processes securely and efficiently, protecting individuals from accidents and preventing damage to the environment.

We have extensive experience in various industries and understand their processes and requirements. With intelligent sensors, we can deliver exactly what our customers need. In application centers in Europe, Asia and North America, system solutions are tested and optimized in accordance with customer specifications. All this makes us a reliable supplier and development partner.

Comprehensive services round out our offering: SICK LifeTime Services provide support throughout the machine life cycle and ensure safety and productivity.

For us, that is “Sensor Intelligence.”

Worldwide presence:

Australia, Austria, Belgium, Brazil, Canada, Chile, China, Czech Republic, Denmark, Finland, France, Germany, Great Britain, Hungary, India, Israel, Italy, Japan, Malaysia, Mexico, Netherlands, New Zealand, Norway, Poland, Romania, Russia, Singapore, Slovakia, Slovenia, South Africa, South Korea, Spain, Sweden, Switzerland, Taiwan, Thailand, Turkey, United Arab Emirates, USA, Vietnam.

Detailed addresses and additional representatives → www.sick.com